
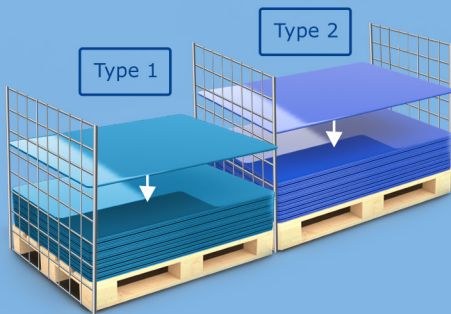


ACCEPTABLE



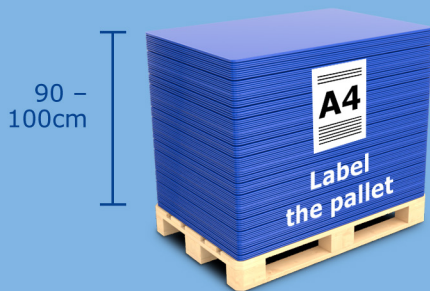
Make sure to remove the last plastic layer pad (PLP) from the pallet.



Sort by article
(no cardboard)
Align properly

Ensure that PLPs are aligned with the pallet and stacked correctly to prevent collapse and risk of damage by irregular stacking.

Stack according to PLP type. Do not mix with cardboard, paper, metal, or plastic foils.




Each pallet of PLPs must be stacked evenly to a height of approximately 90 – 100cm per pallet and labelled properly for traceability.



Note: Too much tension can cause damage to the PLPs. To avoid damages by strapping too tight, secure the pallet with a top frame or border protection and band with plastic straps. Pallets may otherwise be secured and packed with shrinking foil.

PLPs **must not** be stored outdoors. All PLPs must be stored inside to avoid exposure to harsh weather conditions and environmental damage from the sun (UV damage), rain, snow, mud etc.

Outside storage may also lead to cross contamination from plant and animal wastes (e.g. bird and rodent droppings), bacteria such as yeast, moulds, and algae, and insects.



Secure the load

Load safely and carefully from the side and secure the load. Mind the load factor and avoid overloading.

UNACCEPTABLE



Dirty PLPs that need to be treated in a special cleaning process.

Avoid contaminating with chemicals, oils, paints, pungent foods, soils, rust, and/or waste materials. Do not use labels and tapes on the PLPs.

PLPs **must not** be used for other purpose than transport of the empty primary packaging item it is prohibited to use PLPs for any other intent i. e. somewhere during the filling process or for the disposal or transport of waste.



Damaged PLPs that need to be removed from our pool system.

Avoid damaging the PLPs by inappropriate handling with equipment, machinery, or forklifts.

Avoid the use of knives or sharp objects on the PLPs.

Irresponsible handling could lead to indentations, bended corners, or wavy pads.



Smelling PLPs that need to be treated in a special cleaning process.

Avoid storage in heavily soiled or smelly warehouse.

PLPs must not be transported in close proximity to, contaminated, or stored in areas with odorous substances.